

# UNIT 1

ai-ay

## Student Book | Answer Key

**UNIT 1**

# ai ay

Listen to the song and put on the stickers.

Tom plays with the **train**!  
**ai ai ai**  
 Tim plays in the **hay**!  
**ay ay ay**

Listen and point. Then put on the stickers.

1 **ai** → **train**

2 **ay** → **hay**

Way to Go! Phonics

p.4

**Learn**

Listen and point. Then listen and repeat.

**ai**

train

rain

mail

pail

**ay**

hay

May

tray

pray

Unit 1 ai ay

p.5

**Practice**

Listen and circle. Then write.

1 **ai** **ay**  
 mail

2 **ai** **ay**  
 hay

3 **ay** **ai**  
 May

4 **ai** **ay**  
 pray

5 **ai** **ay**  
 tray

6 **ai** **ay**  
 rain

7 **ay** **ai**  
 pail

8 **ai** **ay**  
 train

Way to Go! Phonics

p.6

Listen and match.

1 2

3 4

5 6

**ai** **ay**

Say and sort the word.

hay rain May pail tray mail

1 train **rain**  
 pail mail

2 pray **hay**  
 May tray

Unit 1 ai ay





p.7

## Practice More

Listen and circle.

1 rain mail pail 	2 train tray hay 	3 hay pray May 
4 train May pray 	5 rain hay mail 	6 pail mail tray 


Find and color. Then write.


1  t r a y tray	2  t r a i n train	3  c h a i y e hay
4  f p a i l pail	5  m a y i r l mail	6  l r a i e n rain


Look and read. Then fill in the blanks.


mail May tray train pail

1  The train leaves at six.

2  Jay drops the tray.

3  Where's the red pail?

4  It's warm in May.

5  I have a lot of mail.


## Story

Read the story and sing along.

### Wet Hay in May



It's raining in May!



A pail catches the water.

Sight Words: it, in, falls, off, all

Find the words with ai and ay. Then put the stickers on them. Page 87



It falls off the tray.



The hay is all wet.



# UNIT 2

oa-ow

## Student Book | Answer Key

**UNIT 2** **oa ow**

Listen to the song and put on the stickers.

The boy opens the window!  
ow ow ow  
He throws the soap!  
oa oa oa

Listen and point. Then put on the stickers.

1 **oa** → **boat**

2 **ow** → **throw**

p.12

**Learn**

Listen and point. Then listen and repeat.

**oa** boat road

soap coat

**ow** throw pillow

window yellow

p.13

**Practice**

Listen and circle. Then write.

1 coat (oa) (ow)

2 window (oa) (ow)

3 road (ow) (oa)

4 throw (oa) (ow)

5 yellow (oa) (ow)

6 boat (oa) (ow)

7 soap (oa) (ow)

8 pillow (ow) (oa)

p.14

Listen and match.

1 coat 2 window

3 soap 4 paint

5 boy 6 boat

ow

oa

Say and sort the word.

coat yellow window soap boat throw

1 road coat soap boat

2 pillow yellow window throw

p.15

### Practice More

Listen and circle.

1 pillow throw boat	2 soap boat road	3 coat yellow window
4 soap road window	5 yellow coat throw	6 pillow boat road

Look and unscramble the letters.

1  o o c t coat	2  o w t h r throw	3  l l o w y e yellow
4  w o w i n d window	5  p o a s soap	6  t b o a boat

Look and read. Then fill in the blanks.

pillow road window coat soap

-  Watch the road!
-  The soap smells good.
-  He can't open the window.
-  Jenny wears two coats.
-  My mom likes a soft pillow.

### Story

Read the story and sing along.

## The Hungry Goat



The goat crosses the busy road.



He starts to eat the yellow coat.

Sight Words: the, he, to, too

Find the words with oa and ow. Then put the stickers on them. Page 87



John throws a pillow through the window.



The goat eats the pillow, too!



**UNIT 3** **oi oy**

Listen to the song and put on the stickers.

It's my **joy**! It's my **toy**!  
**oy oy oy**  
 I find a **coin** in the **soil**!  
**oi oi oi**

Listen and point. Then put on the stickers.

1 **oi** → **point**

2 **oy** → **boy**

**p.20**

**Learn**

Listen and point. Then listen and repeat.

**oi**

point

coin

soil

boil

**oy**

boy

toy

joy

enjoy

**p.21**

**Practice**

Listen and circle. Then write.

1 **oi** **oy**  
 toy

2 **oy** **oi**  
 enjoy

3 **oy** **oi**  
 boil

4 **oi** **oy**  
 coin

5 **oi** **oy**  
 boy

6 **oi** **oy**  
 joy

7 **oi** **oy**  
 soil

8 **oy** **oi**  
 point

**p.22**

Listen and match.

1 2 3 4 5 6

**oi** **oy**

Say and sort the word.

point enjoy coin toy boil boy

1 soil point coin boil

2 joy enjoy toy boy

**p.23**

p.24

Unit 3 oi oy 25

p.26

Unit 3 oi oy 27



# UNIT 4

ou-ow

## Student Book | Answer Key

**UNIT 4** **OU OW**

Listen to the song and put on the stickers.

The **owl** counts the brown cows!  
**OW OW OW**  
 They are outside the house!  
**OU OU OU**

Listen and point. Then put on the stickers.

1 **OU** → **mouse**

2 **OW** → **cow**

p.28

**Learn**

Listen and point. Then listen and repeat.

**OU** mouse house

count cloud

**OW** cow owl

brown town

p.29

**Practice**

Listen and circle. Then write.

1 owl **OU** **OU** owl

2 town **OU** **OW** town

3 house **OU** **OW** house

4 brown **OU** **OW** brown

5 cloud **OW** **OU** cloud

6 count **OU** **OW** count

7 cow **OW** **OU** cow

8 mouse **OW** **OU** mouse

p.30

Listen and match.

1 owl 2 mouse

3 house 4 house

5 count 6 cow

**OW** **OU**

Say and sort the word.

cow mouse house owl brown count

1 cloud mouse house count

2 town cow owl brown

p.31

### Practice More

Listen and circle.

1 town brown count	2 cloud cow mouse	3 owl house brown
4 house cow cloud	5 brown owl town	6 count mouse cow

Find and circle. Then write.

s o w l h o u s e o i k o i c o w h a

1 owl 2 house 3 cow

t m o u s e e c o u n t b r o w n a m

4 mouse 5 count 6 brown

Look and read. Then fill in the blanks.

house cloud brown owl mouse

1 This is our new house.

2 The rain cloud is black.

3 The owl sees in the dark.

4 All the dogs are brown.

5 I have a pet mouse.

### Story

Read the story and sing along.

### Clouds Over Town



Clouds come to town.



The boy runs inside the house.

Sight Words: to, the, in, under

Find the words with ou and ow. Then put the stickers on them. Page 87



The owl is safe in the tree.



The mouse hides under the cow.



## Review I Units 1-4

**Listen and circle. Then write the missing letters.**

- ay ai mail
- oa ow road
- oy oi soil
- ou ow count
- ai ay May
- ow oa throw

**Circle the correct pictures.**

- ay
- oa
- oy
- ow

Way To Go! Phonics p.36

**Read and number the picture.**

1 train	2 boat	3 point	4 enjoy	5 brown	6 joy
7 toy	8 tray	9 hay	10 pillow	11 window	12 owl

- 
- 
- 
- 
- 
- 
- 
- 
- 
- 
- 

p.37 Review I Units 1-4

**Listen and match. Then unscramble the letters.**

- toac coat
- oibl boil
- ayrp pray
- nioc coin
- wont town

Way To Go! Phonics p.38

**Look and read. Then number and write.**

- 
- 
- 
- 

hay throw enjoy town

- The girl throws the baseball. 2
- He puts some hay in the pail. 1
- The cows are in the town. 4
- Esther enjoys playing with her toy. 3

p.39 Review I Units 1-4





# UNIT 5

ar-or


## Student Book | Answer Key


**UNIT 5** **ar or**

Listen to the song and put on the stickers.

I see a **star** over the **park**! **ar ar ar**  
I see a **horse** eating **corn**! **or or or**

Listen and point. Then put on the stickers.

1 **a** → **car** 



2 **o** → **fork** 



Way To Go! Phonics



p.42



**Learn**

Listen and point. Then listen and repeat.

**ar** **car**  **star** 

**farm**  **park** 

**or** **fork**  **store** 

**horse**  **corn** 

p.43

Unit 5 ar or

**Practice**

Listen and circle. Then write.

1  **ar** / **or**  
**park**

2  **or** / **ar**  
**farm**

3  **or** / **ar**  
**fork**

4  **ar** / **or**  
**store**

5  **ar** / **or**  
**horse**

6  **or** / **ar**  
**star**



7  **or** / **ar**  
**corn**



8  **ar** / **or**  
**car**



Way To Go! Phonics

p.44

Listen and match.


1  2 


3  4 

5  6 

Say and sort the word.

horse park star fork farm store

1  **park**  
**car** **star** **farm**

2  **horse**  
**corn** **fork** **store**

p.45

Unit 5 ar or

## Practice More

Listen and circle.

1

corn  
horse  
park



2

star  
farm  
store



3

car  
fork  
horse



4

farm  
car  
star



5

park  
horse  
fork



6

store  
farm  
corn



Find and color. Then write.

1



star  
star

2



park  
park

3



car  
car

4



store  
store

5



corn  
corn

6



farm  
farm

Look and read. Then fill in the blanks.

horse farm park fork star

1



The star s shine.

2



Mark rides a race horse.

3



Let's meet in the park.

4



The animals are in the farm.

5



Here is your fork.

## Story

Read the story and sing along.

### The Horse Likes Corn

1



The horse follows a star.

2



It finds a farm behind a store.

Sight Words: the, it, finds, picking

Find the words with ar and or. Then put the stickers on them.

Page 87

3



There's a farmer picking corn.

4



The farmer uses a fork.



**UNIT 6** **ir er ur**

Listen to the song and put on the stickers. 🎧

The girl has a long skirt!  
ir ir ir  
The turtle has a long ruler!  
er er er

Listen and point. Then put on the stickers. 🎧

- 1 **i r** → **girl** 
- 2 **e r** → **water** 
- 3 **u r** → **nurse** 

Way To Go! Phonics 50 **p.50**

**Learn**

Listen and point. Then listen and repeat. 🎧

**ir** girl skirt shirt

**er** water ruler singer

**ur** nurse purse turtle

Unit 6 ir er ur 51 **p.51**


**Practice**


Listen and circle. Then write. 🎧


- 1  **er** **ur**  
rule r
- 2  **ur** **ir**  
skirt
- 3  **ir** **er**  
water
- 4  **ur** **ir**  
shirt
- 5  **ur** **er**  
purse
- 6  **ir** **er**  
girl
- 7  **er** **ir**  
singer
- 8  **er** **ur**  
nurse


Way To Go! Phonics 52 **p.52**


Listen and match. 🎧


1  **er** **ur** **ir**

2  **er** **ur** **ir**

3  **er** **ur** **ir**




4  **er** **ur** **ir**

5  **er** **ur** **ir**

6  **er** **ur** **ir**

Say and sort the word.

purse girl ruler nurse shirt singer

- 1  skirt  
girl  
shirt
- 2  water  
ruler  
singer
- 3  turtle  
purse  
nurse

Unit 6 ir er ur 53 **p.53**

## Practice More

Listen and circle.

1 girl water <b>ruler</b>	2 ruler <b>purse</b> singer	3 turtle <b>shirt</b> nurse
4 singer <b>skirt</b> turtle	5 skirt water <b>nurse</b>	6 <b>water</b> girl purse

Look and unscramble the letters.

1  t t l e u r <b>turtle</b>	2  i r g l <b>girl</b>	3  t e r w a <b>water</b>
4  r u n e s <b>nurse</b>	5  e r i n g s <b>singer</b>	6  p s u r e <b>purse</b>

Look and read. Then fill in the blanks.

skirt ruler nurse turtle water

- The **nurse** is very kind.
- The girl wears a long **skirt**.
- I need more **water**.
- May I borrow your **ruler**?
- The **turtle** carries a bird.

## Story

Read the story and sing along.

### The Turtle's Skirt



The **girl** buys a new **skirt**.



She opens her **purse** and pays.

Sight Words: buys, new, opens, and, well

Find the words with ir, er, and ur. Then put the stickers on them.  
Page 87



She drops it in the **water**.



The **turtle** wears it well!



**UNIT 7** oo

Listen to the song and put on the stickers.

My foot is on the wood!  
oo oo oo  
The goose is in the pool!  
oo oo oo

Listen and point. Then put on the stickers.

1  →  

2  →  

p.58

**Learn**

Listen and point. Then listen and repeat.

oo  moon  pool 

food  goose 

oo  book  cook 

foot  wood 

p.59

**Practice**

Listen and circle. Then write.

1    pool

2    book

3    food

4    cook

5    wood





6    goose





7    foot





8    moon

p.60

Listen and match.



1   2  



3   4  

5   6  

Say and sort the word.

book food cook pool foot moon

1  food  book

2  moon  foot

p.61




### Practice More

Listen and circle.




1 book food <b>goose</b>	2 moon <b>pool</b> foot	3 <b>foot</b> goose wood
4 <b>moon</b> cook pool	5 wood <b>food</b> cook	6 cook pool <b>book</b>

Find and circle. Then write.

k c o o k h a f o o t k j a g o o s e i

1  **cook** 2  **foot** 3  **goose**

d b o o k f o o l p o o l m o o m o o n

4  **book** 5  **pool** 6  **moon**

Look and read. Then fill in the blanks.

pool book wood moon food



Let's buy some cat **food**.



There's a rocket on the **moon**.



The table is made of **wood**.



I like to read **book**s.



The **pool** is empty.

### Story

Read the story and sing along.

### Roo's Goose Food



Roo has a **cook** **book**.



So she can make some **food**.

Sight Words: has, so, can, some, on

Find the words with oo. Then put the stickers on them.



She **cooks** it on a **wood** stove.



Then Roo feeds her **goose**!



**UNIT 8** **y**

Listen to the song and put on the stickers.

The sky is high and dry!  
y y y  
The baby is so happy!  
y y y

Listen and point. Then put on the stickers.

1 →

2 →

Way To Go! Phonics **p.66**

**Learn**

Listen and point. Then listen and repeat.

**y** (long) cry fry

**y** (short) dry sky

**y** (short) baby candy

city happy

Unit 8 y **p.67**

**Practice**

Listen and circle. Then write.

1 candy

2 sky

3 city

4 dry

5 happy

6 fry

7 cry

8 baby

Way To Go! Phonics **p.68**

Listen and match.

1 2

3 4

5 6

Say and sort the word.

cry candy sky city happy dry

1 cry sky dry

2 baby candy city happy

Unit 8 y **p.69**

### Practice More

Listen and circle.

1 city <b>candy</b> baby	2 <b>baby</b> cry fry	3 happy <b>dry</b> candy
4 <b>happy</b> fry cry	5 dry <b>sky</b> city	6 sky <b>cry</b> baby

Fill in the puzzle.

f y a b y c y c a d y n t

		b		c	a	n	d	y	
		a					r		c
		b					y		r
f	r	y				c	i	t	y

Look and read. Then fill in the blanks.

sky happy fry dry candy

- We **dry** our puppy.
- Don't eat any more **candy**!
- The **sky** is cloudy.
- Teacher Cathy is **happy** today.
- The cook can **fry** an egg.

### Story

Read the story and sing along.

### A Baby Cries on a Sunny Day



The **sky** is **sunny** and bright.



The **city** is a **happy** place.

Sight Words: is, and, for, his

Find the words with y. Then put the stickers on them. Page 87



A **baby** cries for **candy**.



Mom dries his **crying** eyes.



## Review II Units 5-8

**1 Listen and circle. Then write the missing letters.**

1 ar or  farm

4 y oo  dry

2 ur ir  shirt

5 oo or  store

3 er oo  foot

6 er ir  water

**2 Circle the correct pictures.**

1 y  

3 ar  


2 oo  

4 ur  

Way to Go! Phonics **p.74**


**Read and number the picture.**

2 


6 


12 

8 


9 


1 


4 

11 

3 

10 

7 

5 

Review II Units 5-8 **p.75**

**Listen and match. Then unscramble the letters.**






1 nroc  
corn

2 sgooe  
goose

3 pphay  
happy


4 nesur  
nurse


5 hrsoe  
horse


Way to Go! Phonics **p.76**

**Look and read. Then number and write.**

1 

3 

2 

4 

car singer cook city

1 London is a big city.

2 The horse can drive the car.

3 The singer drinks lots of water.

4 The cook fries some food.

4

1

2

3

**p.77** Review II Units 5-8

**Activity** Children are finding the treasure. Check the hint below the picture. Help them find the treasure.

**START!**

Way to Go! Phonics 78

**FINISH!**

p.78 p.79

Review II Units 5-8 79